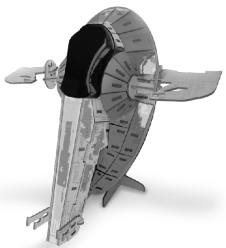


STAR WARS

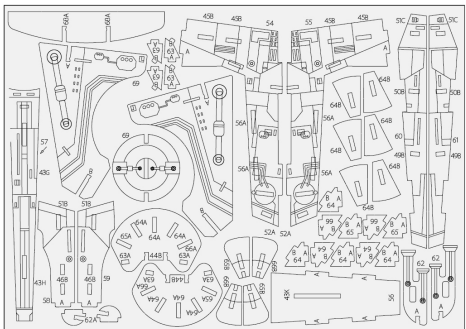
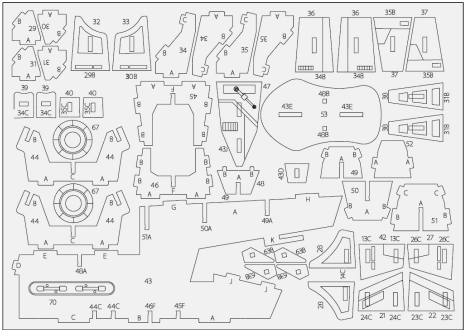
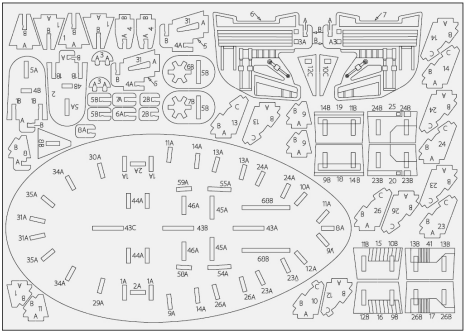
THE MANDALORIAN

BOBA FETT'S STARFIGHTER



FOLLOW THE STEPS AND GENTLY REMOVE ONE WOOD SHAPE AT A TIME FROM THE SHEETS USING THE NUMBERS TO HELP FIND THE CORRESPONDING PARTS. USE THE TOP END OF YOUR PAINT BRUSH TO HELP PRESS THEM OUT.

ADD A DROP OF GLUE TO AFFIX WOOD SHAPES TOGETHER AND FIRMLY HOLD FOR APPROXIMATELY 30 SECONDS.



TIPS: DO NOT FORCE ANY WOODEN SHAPES INTO THEIR CORRESPONDING FITTINGS IF THEY DO NOT APPEAR TO FIT. GENTLY WIGGLE INTO PLACE GIVING MINIMAL FORCE. SOME PIECES MAY REQUIRE A LIGHT SAND WITH THE INCLUDED SANDPAPER. ALSO, PLEASE NOTE WOOD IS A NATURAL PRODUCT AND MAY EXPAND IN HEAT OR EXTREME CONDITIONS.

STEP 1

Remove this piece for Step 23

RESULT

STEP 2

RESULT

STEP 3

RESULT

STEP 4

RESULT

STEP 5

FLIP

RESULT

STEP 6

RESULT

STEP 7

You may need to use a slight bit of force for 59 + 58.

RESULT

STEP 8

RESULT

STEP 9

RESULT

STEP 10

RESULT

STEP 11

Hook in part 8 first in this step!

RESULT

STEP 12

RESULT

STEP 13

RESULT

STEP 14

RESULT

STEP 15

RESULT

STEP 16

RESULT

STEP 17

RESULT

STEP 18

RESULT

STEP 19

Glue in wings and elevate while drying.

STEP 20

Repeat with the same parts for the other side

RESULT

STEP 21

RESULT

STEP 22

RESULT

STEP 23

Glue these 4 shapes onto the base!

Do not glue the stand into the base!

RESULT

You can pose the Starfighter on the stand or lying down.

PAINT & STICK

- STIR PAINT BEFORE APPLICATION.
- FOR BEST RESULTS APPLY MULTIPLE COATS OF PAINT, ALLOWING TO DRY BETWEEN APPLICATIONS.
- USE THE PICTURE ON THE FRONT OF THE BOX AS A GUIDE.
- CLEAN THE BRUSH WITH WARM WATER AFTER USE.

SANDPAPER
LIGHTLY SAND ANY ROUGH AREAS OF WOOD IF REQUIRED BEFORE PAINTING.

NOW IT'S TIME TO PLACE YOUR STICKERS. CAREFULLY PEEL THEM OFF THE SHEET BUT MAKE SURE THE PAINT IS DRY BEFORE APPLYING. FOLLOW THE NUMBERS OR USE THE PICTURE ON THE FRONT OF THE BOX AS A PLACEMENT GUIDE.

Wood WorX

CAUTION! Adult supervision required. When using paints or glue ensure carpets, clothes and furniture are protected. Avoid contact with skin and eyes. In case of contact with eyes rinse immediately with plenty of water and seek medical advice. If swallowed seek medical advice immediately. Please remove all packaging attachments before giving to child.

WARNING:
CHOKING HAZARD - Small Parts.
Not suitable for children under 3 years.

colorific
www.colorific.com.au
Created by © Colorific
Colorific Australia: 1800 801 545
info@colorific.com.au
Made in China

Item No. 177814

starwars.com
© & ™ Lucasfilm Ltd.