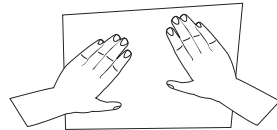


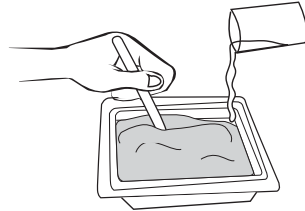
PLASTER DINOSAUR maker

Instruction Sheet

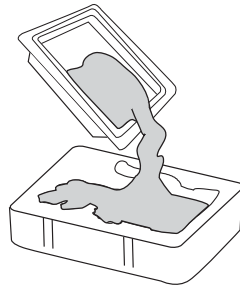
STEP 1. First put down some old newspaper or cloth to prevent any mess. Wear a smock to protect your clothing.



STEP 2. Using your mixing tray, pour in the plaster powder. Gradually add water while stirring with a stirrer to form a paste consistency, stir the plaster quickly so it blends easily.

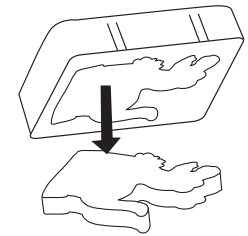


STEP 3. Gently pour the plaster into the Dinosaur mould shape cavity. Tap the mould down on a hard surface to remove any air bubbles. Use the pop stick to smooth the plaster. Allow at least 3 hours to fully dry. Drying times may vary - make sure the plaster feels dry.

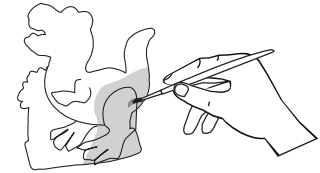


**Do not place plaster in mouth. Do not inhale dust or powder.
Do not apply to the body. Dust may irritate eyes, nose and throat.**

STEP 4. Once dry, gently tap the outside of mould and slide the Dinosaur out. Be careful when handling it so it doesn't break.



STEP 5. Using your brush paint your Dinosaur any way you like or just follow the picture on the front of the box. Wash your brush with water when switching between colours. Be Creative! Allow to dry!



THINKING GREEN!

TIPS FOR SUSTAINABILITY



Sell or donate your item rather than landfilling it if possible.



Dispose of packaging responsibly*



***Check with your local authority for further information on responsible recycling.**

CAUTION
Keep out of reach of young children. Keep away from food, drink and animals. When using glue and paint, ensure carpets, clothes and furniture are protected. Avoid contact with skin and eyes. In case of contact with eyes, rinse immediately with plenty of water and seek medical advice immediately and show this label. Please remove all packaging attachments before giving to child. Not suitable for children under 3 years!
Colour and shape of contents may vary.



Created by © Colorific
Colorific Australia: 1800 801 545
info@colorific.com.au

www.colorific.com.au
Designed in Australia MADE IN CHINA

Item No. 175339



WARNING:
CHOKING HAZARD - Small Parts.
Not suitable for children under 3 years.