

- 2x Terracotta pots
- 2x Terracotta trays
- Mixing cup
- 5x Paint pots (30ml each)
- 2x Pipe cleaners
- Glitter shapes
- 2x Disposable gloves
- Cloth protector sheet



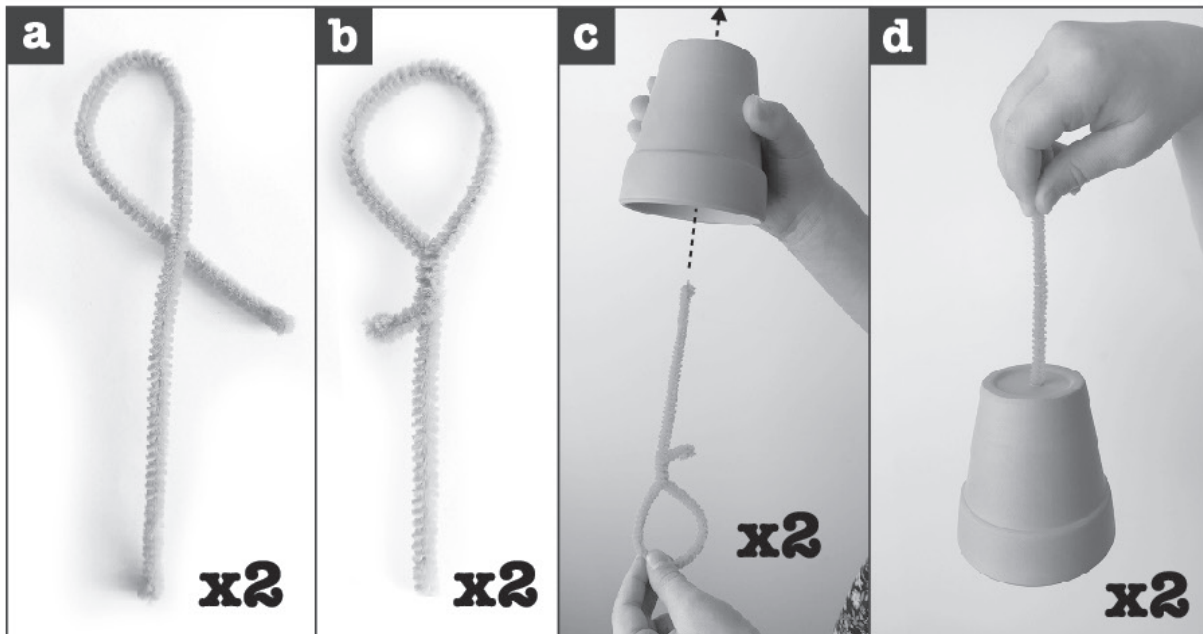
1 Prepare your workspace

Find a place to fold out your Cloth protector sheet and wear a smock or old clothes to protect your clothing. Ask an adult for help on a great place to begin.




2 Prepare your pots

Form loops on your 2 pipe cleaners following the images below. Then thread the pipe cleaner through the terracotta pot hole at the top. You should be able to lift the pot without touching it now. Complete for both pots.



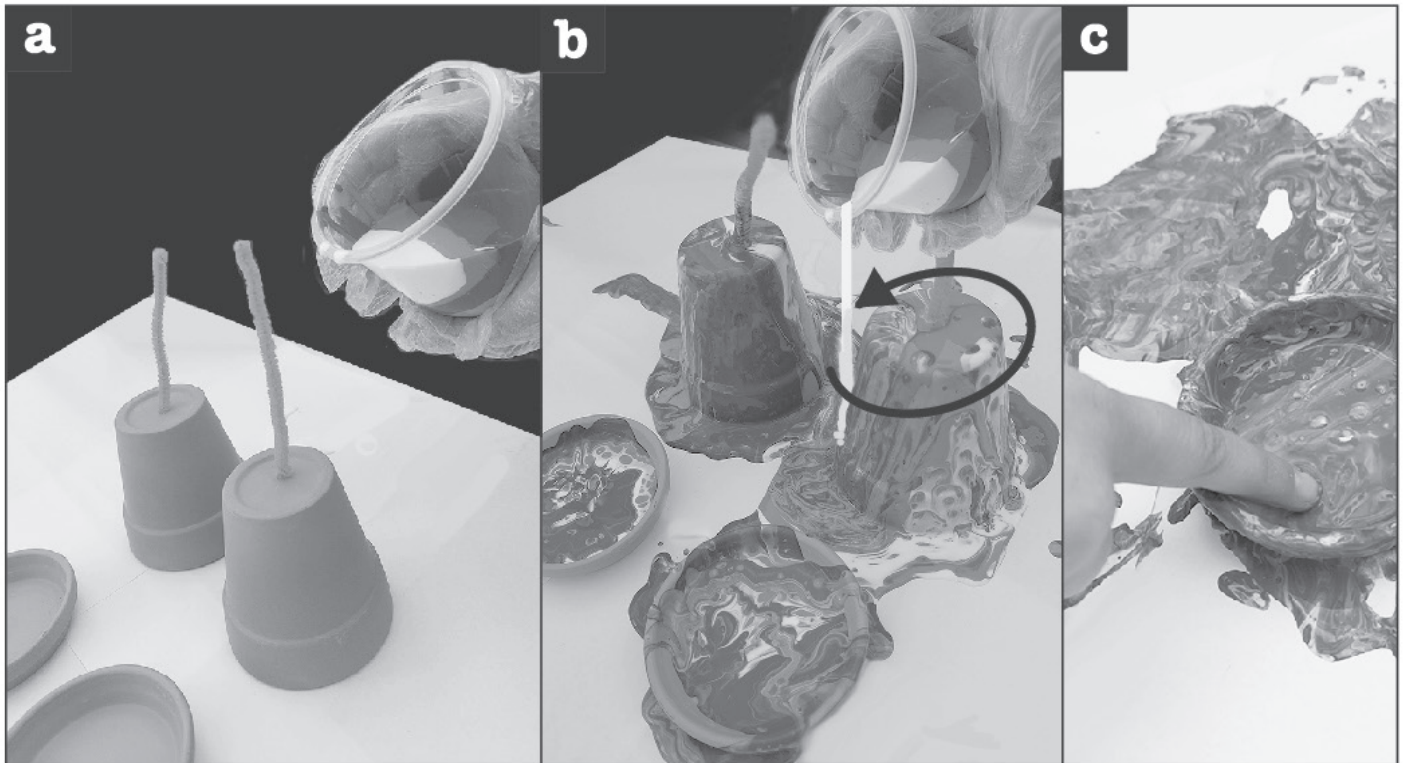
3 Mixing

Remove the caps and the foil seals on your paint pots. You may like to put your disposable gloves on now. Choose your first paint colour and pour into the mixing cup. Then slowly empty the remaining 4 paint pots one at a time into the side of the cup. Once the paints are up emptied into the cup do not mix or stir them.




4 Pour the paint

Place your 2 terracotta pots and bases on the cloth and slowly pour the paint. For best results pour the paint using a circular motion from the top down on the pots (you won't need to paint the inside of the pots). You should notice the colours will blend to form a marble effect. Flip the bases and use the remaining paint to cover the other sides. Use any left over paint to touch up any uncovered areas with your finger.




5 Decorating

Sprinkle the glitter shapes over the wet paint.



6 Moving


Before the paint starts to dry, gently lift up the pot by the pipe cleaner and stamp the pot opening into some excess paint on the cloth. You can do the same to the terracotta bases.



7 Drying

Allow your masterpieces to fully dry before removing the pipe cleaners. If certain areas of the pots are covered with thick paint allow at least 12hrs to dry. Touch to feel if they are still wet before usage.

Now you can use your pots for planting, desk caddy's or give them as a gift.



Created by © Colorific
Colorific Australia: 1800 801 545
info@colorific.com.au

www.colorific.com.au

Designed in Australia MADE IN CHINA

Item No. 178118

GO GREEN Tips for sustainability



Sell or donate your creation rather than landfilling it if possible.



Dispose of packaging responsibly*



*Check with your local authority for further information on responsible recycling.



WARNING:
SHARP POINTS - This product contains functional sharp points and small parts that may cause choking. Not suitable for children under 8 years.



WARNING:
CHOKING HAZARD - Small Parts. Not suitable for children under 3 years.



CAUTION! Keep out of reach of young children. Keep away from food, drink and animals. When using paints ensure carpets, clothes and furniture is protected. Avoid contact with eyes, rinse immediately with plenty of water and seek medical advice. If swallowed, seek medical advice immediately and show packaging or this label. Please remove all packaging attachments before giving to the child. Please retain packaging for future reference. Colour and shape of contents may vary.

**ADULT SUPERVISION
REQUIRED**