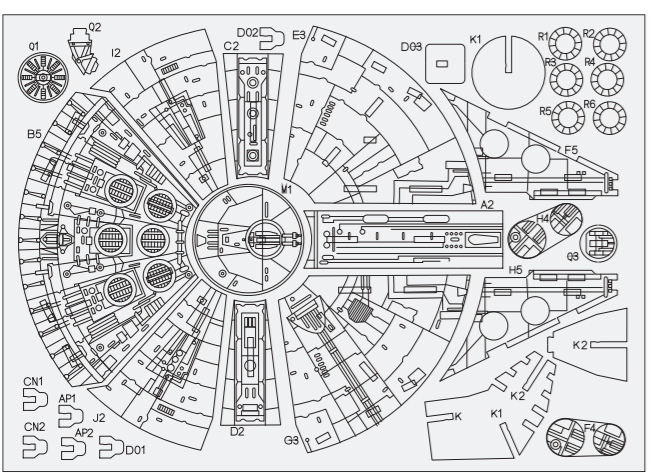
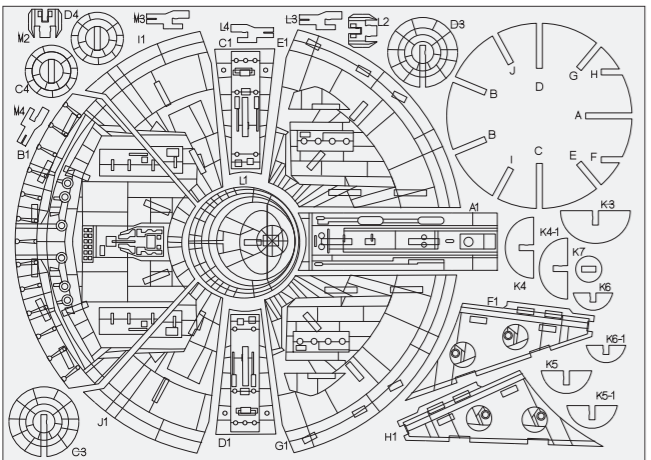
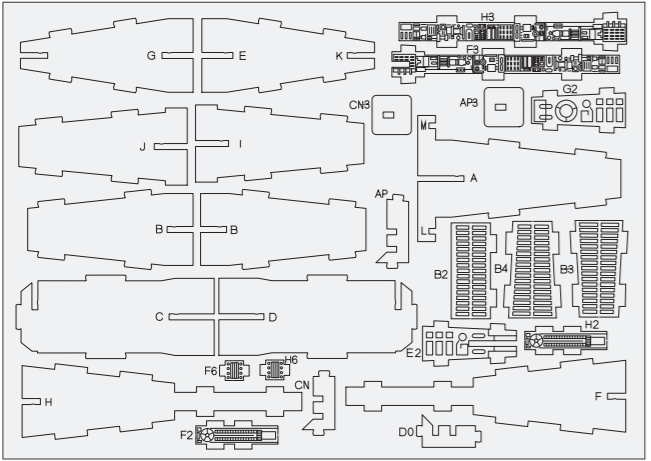


MILLENNIUM FALCON



FOLLOWING THE STEPS, GENTLY REMOVE ONE WOOD SHAPE AT A TIME FROM THE SHEET. USE THE TOP END OF YOUR BRUSH TO HELP PRESS THEM OUT. USE LETTERS/NUMBERS TO HELP FIND THE CORRESPONDING PARTS.

ADD A DROP OF GLUE WHERE NECESSARY TO AFFIX WOOD SHAPES TOGETHER AND FIRMLY HOLD FOR APPROXIMATELY 30 SECONDS.



TIPS: DO NOT FORCE ANY WOODEN SHAPES INTO THEIR CORRESPONDING HOLES IF THEY DO NOT APPEAR TO FIT. GENTLY WIGGLE INTO PLACE GIVING MINIMAL FORCE. SOME PIECES MAY REQUIRE A LIGHT SAND WITH THE INCLUDED SANDPAPER.

STEP 1

RESULT

STEP 2

RESULT

STEP 3

RESULT

STEP 4

RESULT

STEP 5

RESULT

STEP 6

RESULT

STEP 7

RESULT

STEP 8

RESULT

STEP 9

RESULT

STEP 10

RESULT

STEP 11

RESULT

STEP 14

AP + AP1 + AP2 + AP3
 CN + CN1 + CN2 + CN3
 DO + DO1 + DO2 + DO3

X3

RESULT

STEP 12

STICKERS

- GENTLY REMOVE THE NUMBERED STICKERS AS INDICATED ABOVE FROM THE STICKER SHEET. ADHERE THEM TO THE HIGHLIGHTED WOOD PIECES.

FLIP

RESULT

STEP 13

R1 + R2 + R3 + R4 + R5 + R6

- OPEN A GREY PAINT POT AND APPLY SEVERAL COATS TO EACH RING AND ALLOW TO DRY. MAKE SURE YOU STIR THE PAINT POT BEFORE USE. THEN GLUE EACH RING AS SHOWN.

RESULT

STEP 15

M2 + M3 + M4

RESULT

STEP 16

Q1, Q2, Q3

RESULT

STEP 16

RESULT

STEP 17 PAINT

SANDPAPER

LIGHTLY SAND ANY ROUGH AREAS OF WOOD IF REQUIRED BEFORE PAINTING.

- STIR PAINT BEFORE APPLICATION.
- FOR BEST RESULTS APPLY MULTIPLE COATS OF PAINT, ALLOWING TO DRY BETWEEN APPLICATIONS.
- USE THE PICTURE ON THE FRONT OF THE BOX AS A GUIDE.
- CLEAN THE BRUSH WITH WARM WATER AFTER USE.

STEP 18 STICK

NOW IT'S TIME TO PLACE YOUR STICKERS. CAREFULLY PEEL THEM OFF THE SHEET BUT MAKE SURE THE PAINT IS DRY BEFORE APPLYING. USE THE PICTURE ON THE FRONT OF THE BOX AS A COLOUR GUIDE.

THINKING GREEN!

TIPS FOR SUSTAINABILITY

- Sell or donate your toy rather than landfilling it if possible.
- Dispose of packaging responsibly*
- *Check with your local authority for further information on responsible recycling.

Wood WorX

CAUTION! Adult supervision required. When using paints or glue ensure carpets, clothes and furniture are protected. Avoid contact with skin and eyes. In case of contact with eyes rinse immediately with plenty of water and seek medical advice. If swallowed seek medical advice immediately. Please remove all packaging attachments before giving to child.

WARNING:

CHOKING HAZARD - Small Parts.
 Not suitable for children under 3 years.

colorific
 www.colorific.com.au
 Created by © Colorific
 Colorific Australia: 1800 801 545
 info@colorific.com.au
 Made in China

Item No. 177616