

# Kids PROJECTS™

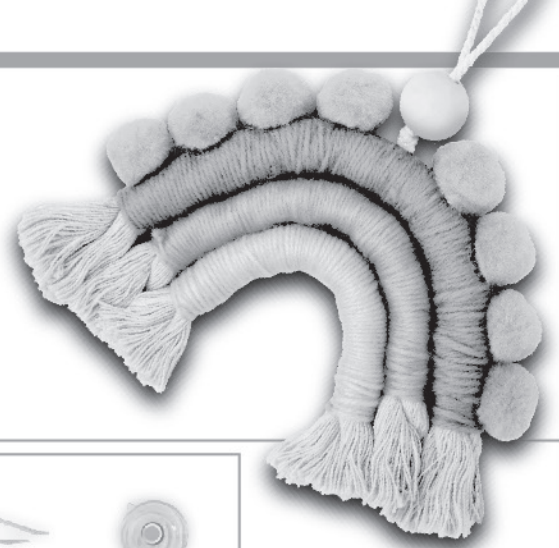
## MACRAMÉ HANGING RAINBOW

### INSTRUCTIONS

#### STEP 1 LAY OUT PIECES


Check you have all the contents as listed below.

- 4x Rope lengths
- 3x String lengths
- 8x Pompoms
- 1x Wooden bead
- 1x Suction cap
- 1x Sticky felt backing
- Instruction sheet



#### STEP 2 WRAPPING

Using the packaging images as reference, wrap the string lengths around the rope lengths as shown, until almost reaching the other end of the rope. Make sure to leave 2-3 cm unwrapped on that end. Cut off the string from the bundle by leaving 5-10cm extra string on hand. Tie a tight knot at both ends and trim with scissors\*. Bend your rope pieces into a curved shape.




x3

Result

\* Seek adult assistance when cutting if needed.

#### STEP 3 HANGING ROPE


Thread the thin rope (taped end) through the wooden bead hole. Thread the rope back through the hole to form a loop. Ensure there is a reasonable loop at the top of the bead and knot the loose rope ends to hold the in place. You will use this loop to hang your Macramé rainbow.



Result

## STEP 4 STICKING

Remove the covering on the felt cloud, so the sticky surface is exposed. Take your wooden bead with rope and stick the ends to the felt as shown. Ensure the bead and loop are not stuck to the sticky felt.



## STEP 5

Attach your 3 x rope pieces to the sticky cloud, one under the other. Ensure the ropes are stuck over the hanging rope from step 3.




## STEP 6 STICKING

Attach your pompoms around the top end of the felt. Fray and unwrap the ends of the yarn-wrapped rope a bit so that they flare out.



## STEP 7 HANGING

Wet your suction cup and stick it on a smooth glossy surface, such as glass or tiles. Hang your creation over the suction cup as shown below.



### GO GREEN

#### Tips for sustainability



Sell or donate your creation rather than landfilling it if possible.



Dispose of packaging responsibly\*



\*Check with your local authority for further information on responsible recycling.

**CAUTION!** Keep out of reach of young children. Keep away from food, drink and animals. When using paints ensure carpets, clothes and furniture is protected. Avoid contact with eyes, rinse immediately with plenty of water and seek medical advice. If swallowed, seek medical advice immediately and show packaging. Please remove all packaging attachments before giving to the child. Please retain packaging for future reference. Colour and shape of contents may vary. Adult supervision required.



### WARNING:

**CHOKING HAZARD** - Small part. Not suitable for children under 3 years.

**STRANGULATION HAZARD** - Long cord. Not suitable for children under 3 years.

Do not attach the product to the crib or playpen



Created by © Colorific  
Colorific Australia: 1800 801 545  
info@colorific.com.au

www.colorific.com.au

Designed in Australia MADE IN CHINA

Item No.175353